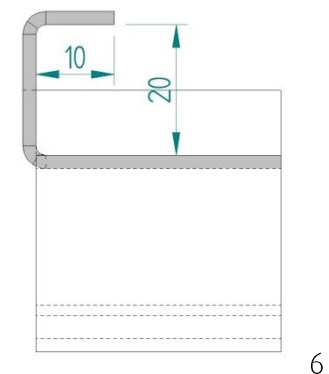
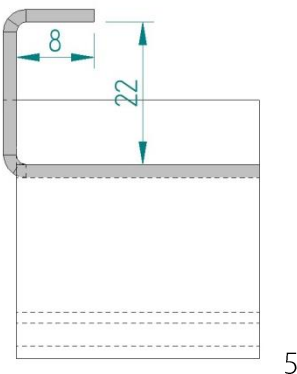
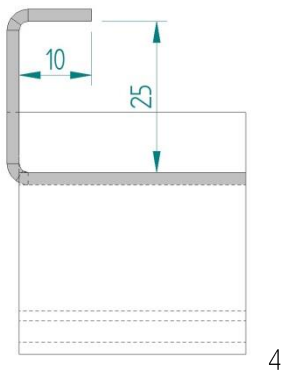
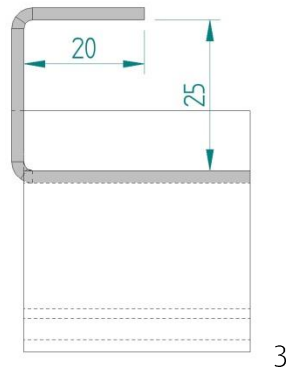
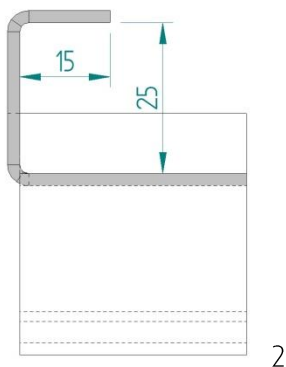
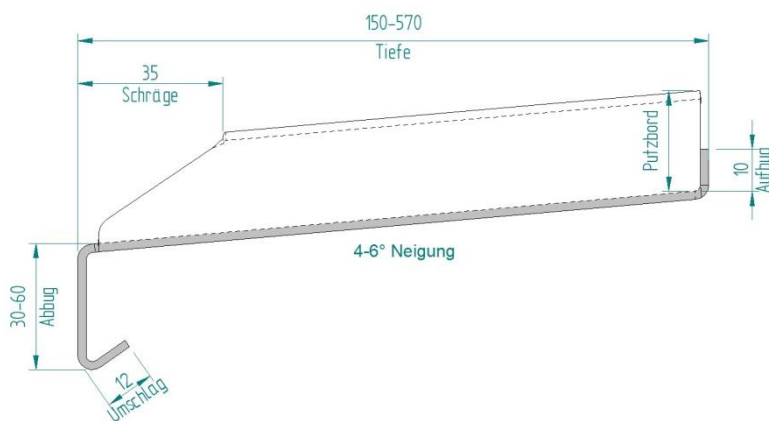




# STANDARD PUTZBORDE



Putzborde werden innen gemessen und können aussen Toleranzen bis 1 mm pro Seite aufweisen.



- 1) Länge = Putzlicht
- 2) Putzbord 15/25
- 3) Putzbord 20/25
- 4) Putzbord 10/25
- 5) Putzbord 8/22
- 6) Putzbord 10/20
- 7) Tiefe